



Teaneck Board of Education Final Budget Presentation 2023-2024

**Andre D. Spencer, Ed.D., Superintendent of Schools
Haquisha Q. Taylor, Business Administrator
April 26, 2023**



Message from Dr. Spencer

School Year (SY) 2023-2024 will bring greater opportunities for Teaneck Public Schools to reimagine the direction we will take to provide professional learning to improve teaching and learning in our classrooms. We will enhance our ability to measure academic achievement outcomes through established Specific, Measurable, Attainable, Relevant and Time-Based (**SMART**) goals. As we reflect on the completion of the current strategic plan, “Teaneck Advantage,” it is imperative for Teaneck Public Schools to ensure that our actions are leading towards “Excellence for All,” by engaging our “**Achieve the Promise**,” as we aim to become the best school district in Bergen County and the state of New Jersey.



Andre D. Spencer, Ed.D.
Superintendent of Schools
Teaneck Public Schools



District Vision & Mission Statements

VISION: The Teaneck Advantage:
Educational Excellence for All

MISSION: The Teaneck Public School District educates and empowers students by providing a high-quality, rigorous education experience which prepares students for success within a diverse, global society.



District Accomplishments



- **Expansion of the Arts**
 - Digital Video Production
 - Dance and Theater at the Elementary Schools
- **Expansion of Multisensory Reading Instruction**
 - Year 1: Second Grade
 - Year 2: Kindergarten & First Grade
 - Second Year of Orton Gillingham Teacher Certification Training
- **Expansion of Inclusion Opportunities**
 - Co-teaching at all schools
 - New Jersey Inclusive Education Technical Assistance (NJETA) preschool - middle school
- **Professional Development**
 - Differentiation of Instruction
 - Fairleigh Dickinson Partnership for Computer Science & Design Thinking
 - Montclair State University Partnership for Teacher Mentorship



District Accomplishments

- **Technology**

- Deployed and supported over 3,500 Chromebooks for district wide 1:1 initiative
- Deployed and supported interactive panels throughout the district

- **School Safety**

- School buildings are equipped with panic alarms linked to local law enforcement
- Elementary school security cameras and door accesses have been upgraded
- All schools have comprehensive visitor management systems



Budget Aligned Department Priorities - “Achieve the Promise”

- **Scholar Support Services**
 - Ensure that each scholar in grades 7th-12th completes an interest survey that will be used to develop an academic plan
 - Provide professional learning to all special and general educators to enhance the implementation of a variety of co-teaching models throughout the district
 - Increase inclusionary academic programs and practices district-wide
- **Parent Engagement and Communication**
 - Engage a Parent Advisory Council (PAC) in the establishment of a Parent University
 - Create multiple communication mediums (social media and videos) to inform parents and community stakeholders about the great initiatives taking place at Teaneck Public Schools
- **School Leadership**
 - Provide professional learning to all Teaneck Public School educators to develop a deeper understanding of state standards of learning, alignment to academic tasks and assessments, as well as readiness for college, career and life experiences - Teacher Clarity (Professional Learning)



Budget Aligned Department Priorities

“Achieve the Promise”

- **School Leadership - Continued**
 - Enhance the alignment of classroom instruction, standards-based assessments and curriculum resources to increase academic achievement outcomes for all scholars
 - Ensure each scholar has an opportunity to participate in fine arts, athletic, and/or other types of extra-curricular activities in Teaneck Public Schools
- **Facilities and Maintenance**
 - Align all facilities and maintenance projects with the academic focus of Teaneck Public Schools
 - Ensure all maintenance requests are completed according to an appropriate schedule with cost-efficient considerations
- **Technology**
 - Create a 1:1 device maintenance system to ensure all scholars maintain access to technology
 - Provide professional learning to teach educators how to engage scholars with the use of instructional technology beyond independent applications



Budget Aligned Department Priorities

“Achieve the Promise”

- **School Safety and Security**
 - Ensure that each campus engages in restorative practices and social emotional protocols to develop healthy peer to peer and professional to peer relationships
 - Establish safety protocols to ensure each campus is adequately maintaining safety and security protocols
- **Budget and Finance**
 - Ensure an alignment between Human Resources and Budget and Finance processes to ensure district-wide efficiency and accountability
 - Establish a five-year fiscal forecast to project sustainability of district-wide functions and operations

What is a Budget?



It is a balancing act...




Preschool Enrollment

Preschool Expansion Aid (PEA) is based on Projected Enrollment



Facility	Current Enrollment	Projected Enrollment
Bryant Elementary/ Early Learning Center	PK 3: 79	PK 3: 80
	PK 4: 145	PK 4: 140
AUCC Academy (Contracted Provider)	PK 3: 29	PK 3: 30
	PK 4: 30	PK 4: 30
Bergen Day School (Contracted Provider)	PK 3: 15	PK 3: 15
	PK 4: 15	PK 4: 15
Totals	313	310
Inclusion Students	23	45



Preschool Expansion Aid (PEA)

Funding provided for General Education Students




2022-2023	2023-2024
General Education Classrooms: 23	General Education Classrooms: 24
Preschool Disabled Classrooms: 8	Preschool Disabled Classrooms: 8
Inclusion Students: 23	Inclusion Students: 45
In aligning with the N.J.A.C. 6A:13A, Elements of High Quality Preschool Programs, the District is increasing the number of inclusion opportunities in an effort to ensure the inclusion of preschool children with disabilities in general education settings to the maximum extent possible (6A:13A-1.1 Purpose and applicability of rules c.)	

Enrollment



Application for State School Aid (ASSA). Count on October 15, 2022 is the basis for the State Aid Teaneck Schools will receive for the 2023-2024 School Year.

Enrollment									
	2014-15	2015-16	2016-17	2017-18	2018-19	2019-20	2020-21	2021-22	2022-23
Half day 3yr	15	19	19	24	28	23			
Half day 4yr	53	37	39	40	57	51			
Full day PreK 3yr							64	72	66
Full day PreK 4yr							110	127	132
Full Day K	175	201	181	175	188	178	170	178	158
Grade 1-5	1022	988	989	913	906	908	932	863	890
Grade 6-8	653	653	578	603	616	630	631	576	602
Grade 9-12	1064	1062	1045	1019	949	880	897	956	999
SPED Ed Elem	353	323	329	344	361	349	336	300	303
SPED Ed Middle	172	181	196	205	201	193	192	184	174
SPED Ed HS	220	229	266	231	279	292	284	276	261
Out of District	116	115	111	119	117	119	117	120	130
Total Enrollment	3,843	3,808	3,753	3,673	3,702	3,623	3,733	3,652	3,715
% Inc/Dec		-0.92%	-1.47%	-2.18%	0.78%	-2.18%	2.95%	-2.22%	1.70%



Fund Sources Definitions

- **Tax Levy** – The amount of revenue raised through property taxes to support Teaneck Public Schools
- **State Aid** - Funds received directly from the State which are predicated on enrollment and a district's socio-economic status
- **Fund Balance** – Surplus funds and/or unused appropriations from prior year budgets
- **Capital Reserve** – Surplus Funds from prior year budgets reallocated and set aside for future capital improvement projects
- **Extraordinary Aid** – State aid for special education costs that exceed \$40,000 per year/per student (public school) and \$55,000 per year/per student (private school)
- **SEMI Aid** – Federal aid for services provided to special education students eligible for Medicaid reimbursement

Revenues



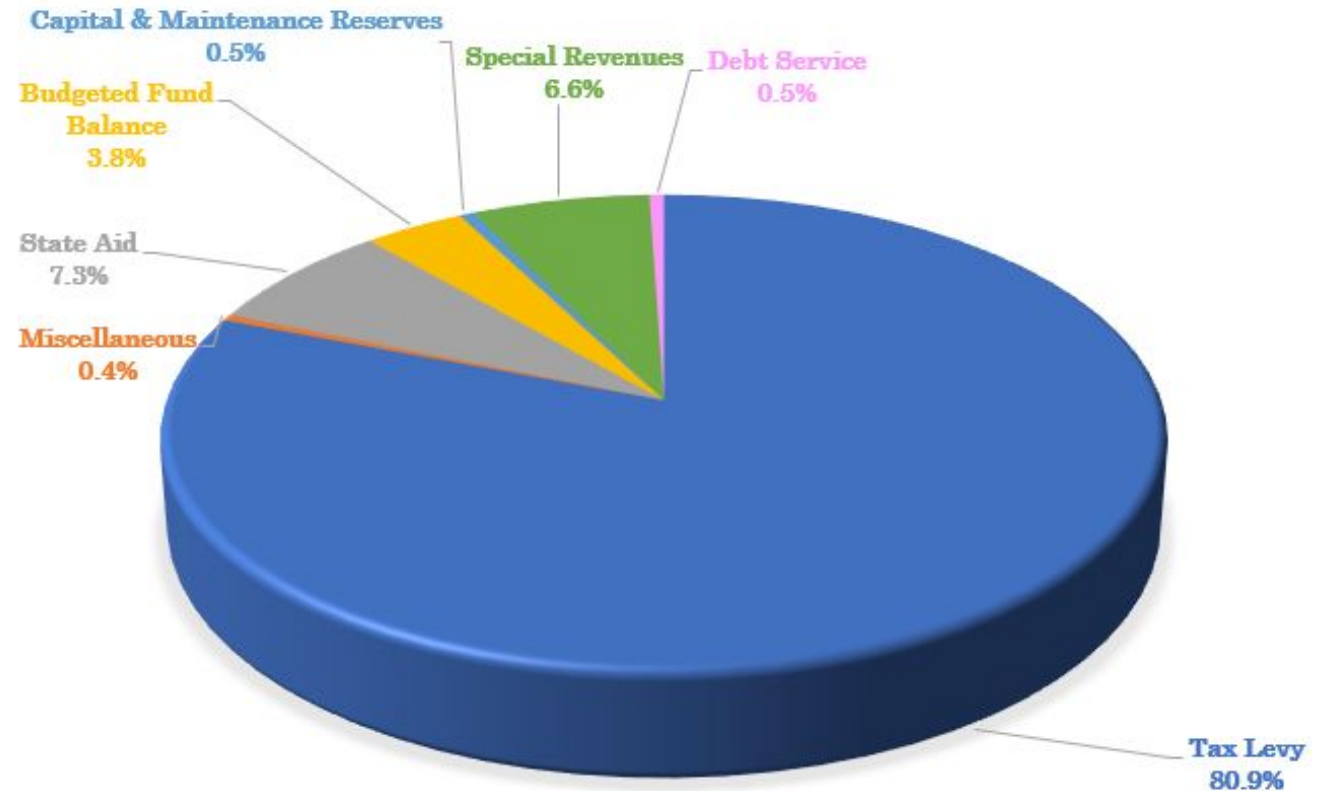
Revenues	2021-2022	2022-2023	2023-2024	% Difference	% of Budget
Enrollment Adjustment	-	-	511,981	-	-
Health Care Adjustment	-	-	968,522	-	-
Tax Levy	95,022,507	96,922,957	98,861,416	-	-
Total Tax Levy	-	96,922,957	100,341,919	3.53%	80.87%
Tuition	80,000	25,000	25,000	0.00%	0.02%
Transportation	-	5,000	5,000	0.00%	0.00%
Miscellaneous	444,000	612,974	425,000	-30.67%	0.34%
State Aid	6,619,301	6,717,457	7,657,877	14.00%	6.17%
Extraordinary Aid	800,000	950,000	1,425,000	50.00%	1.15%
Special Education Medicaid Initiative (SEMI)	110,117	76,552	63,345	-17.25%	0.05%
Budgeted Fund Balance	2,257,313	5,652,977	4,655,063	-17.65%	3.75%
Capital Reserve Withdrawal	-	2,810,450	410,000	-85.41%	0.33%
Capital Reserve Interest	3,500	4,000	4,000	0.00%	0.00%
Maintenance Reserve Withdrawal	250,000	250,000	250,000	0.00%	0.20%
Maintenance Reserve Interest	2,500	2,400	2,400	0.00%	0.00%
General Fund	105,589,238	114,029,767	115,264,604	1.08%	92.90%
IDEA	1,030,752	1,300,958	987,903	-24.06%	0.80%
ESEA	740,602	1,761,440	710,054	-59.69%	0.57%
Nonpublic Aid	403,064	1,172,074	494,188	-57.84%	0.40%
Chapters 192/193	403,064	-	447,573	100.00%	0.36%
Preschool Aid Carryover	395,617	435,469	88,551	-79.67%	0.07%
Preschool Education Aid	4,478,445	4,354,050	4,755,434	9.22%	3.83%
Preschool Transfers from General Fund	16,313	194,216	666,585	243.22%	0.54%
Special Revenue Fund	7,467,857	9,218,207	8,150,288	-11.58%	6.57%
Debt Service Budgeted Fund Balance	-	-	24,647	100.00%	0.02%
Debt Service Tax Levy	716,950	694,400	639,053	-7.97%	0.52%
Debt Service Fund	716,950	694,400	663,700	-4.42%	0.53%
Total Revenues	113,774,045	123,942,374	124,078,592	0.11%	100.00%



Revenue Summary

Revenue Sources	Amount
Tax Levy	100,341,919
Miscellaneous	524,745
State Aid	9,082,877
Budgeted Fund Balance	4,655,063
Capital & Maintenance Reserves	660,000
Special Revenues	8,150,288
Debt Service	663,700
Total Revenues	124,078,592

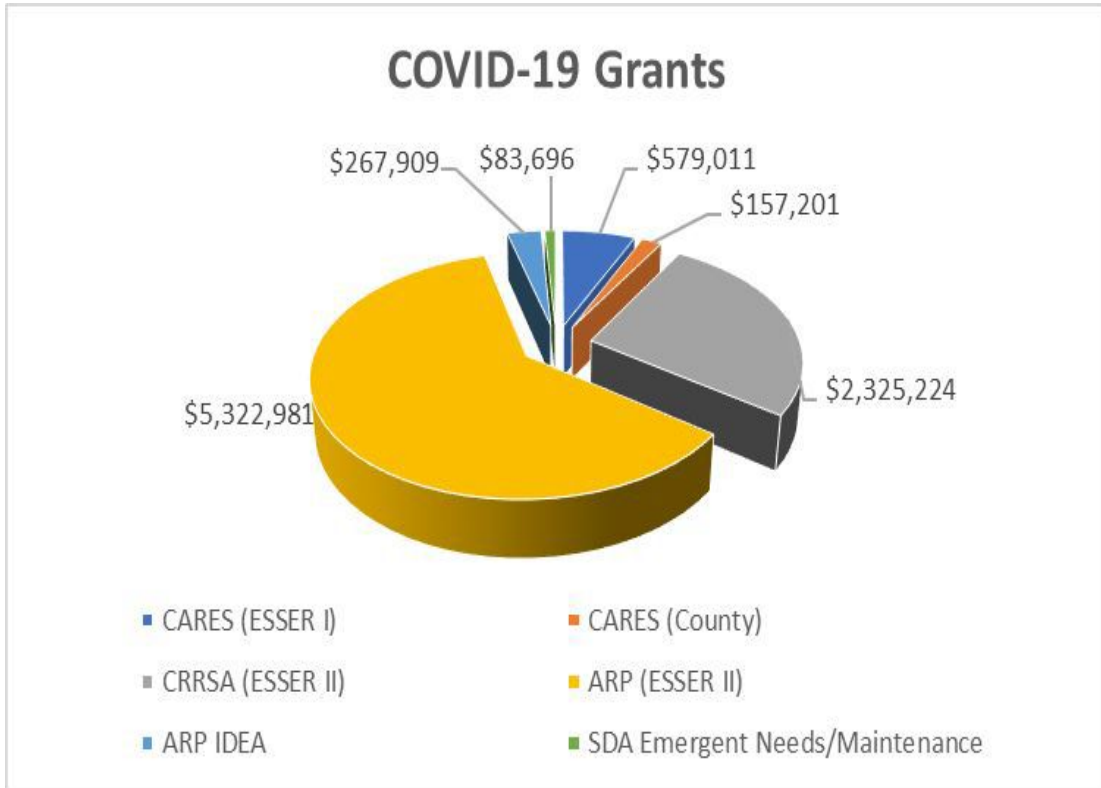
REVENUE SOURCES SUMMARY





COVID-19 GRANT REVENUES \$8,736,022

REMAINING FUNDS \$2,285,907



Funding	Allocation	Remaining	% Spent	Expires
CARES (Bergen County)	157,201	-	100%	Dec-20
CARES (ESSER I)	719,980	-	98%	Sep-22
SDA Emergent Needs/ Capital Maintenance	83,696	-	100%	Dec-22
CRRSA (ESSER II)	2,325,224	267,838	88%	Sep-23
ARP IDEA	267,909	26,032	90%	Sep-23
ARP ESSER (ESSER III)	5,360,548	1,992,037	63%	Sep-24
TOTAL	\$ 8,914,558	\$ 2,285,907	74%	

Appropriations



	2021-2022	2022-2023	2023-2024	%Inc/-Dec	% of Budget
General Fund					
Regular Programs	27,456,686	27,874,610	26,697,284	-4.22%	21.52%
Special Education	26,710,309	27,158,408	30,247,281	11.37%	24.38%
Insurance & Benefits	14,451,412	15,536,944	16,696,427	7.46%	13.46%
Capital Outlay/Equipment	467,024	3,405,112	684,986	-79.88%	0.55%
Tuitions: Vocational, Academies, Charter	5,827,104	8,940,266	8,985,338	0.50%	7.24%
Buildings & Grounds	9,159,049	10,001,519	9,853,882	-1.48%	7.94%
Transportation	6,500,438	6,945,342	7,671,832	10.46%	6.18%
District Administration -Technology, Business, Supt Office, Principals	7,026,874	6,459,916	6,340,551	-1.85%	5.11%
Co-Curricular & Athletics	1,265,858	1,088,309	1,094,300	0.55%	0.88%
Improvement of Instruction - Curriculum & Professional Development	2,424,231	2,221,681	2,027,242	-8.75%	1.63%
Student Services - Attendance, Media, Health, Guidance	4,300,254	4,397,660	4,965,481	12.91%	4.00%
Total General Fund	105,589,239	114,029,767	115,264,604	1.08%	92.90%
Special Revenue Fund					
Preschool Education Aid	4,890,375	4,983,735	5,510,570	10.57%	4.44%
Nonpublic Aid	806,128	1,172,074	941,761	-19.65%	0.76%
Other State and Federal Aid	1,771,354	3,062,398	1,697,957	-44.55%	1.37%
Total Special Revenue Fund	7,467,857	9,218,207	8,150,288	-11.58%	6.57%
Debt Service Fund					
Debt Service Taxes	716,950	694,400	663,700	-4.42%	0.53%
Total Debt Service Fund	716,950	694,400	663,700	-4.42%	0.53%
Total Appropriations	113,774,046	123,942,374	124,078,592	0.11%	100%



What will a 3.53% tax levy cost?

Year	Ratable Base	# Residential Properties	Average Assessed Home Value	Tax Rate
2020	5,152,540,200	11,074	\$386,230	\$1.83
2021	5,188,972,400	11,076	\$387,405	\$1.84
2022	5,230,667,600	11,076	\$387,405	\$1.86
2023	5,251,806,000	11,064	\$390,792	\$1.91

Annual Increase per \$100,000 of Assessed Home Value	\$57.64
Monthly Increase per \$100,000 of Assessed Home Value	\$4.80



Average Assessed Home Value	Annual Tax Increase
\$390,792	\$225.26

Reserves

	Capital Reserves	Maintenance Reserves	Fund Balance (Unassigned & Excess Surplus)
Beginning Balance July 1, 2022	\$6,772,428	\$ 1,508,010	\$ 9,238,032
Anticipated Interest Income 2022-2023	\$4,000	\$ 2,400	\$0
Withdrawal during 2022-2023	\$ (3,929,719)	\$ (250,000)	\$ (3,945,321)
Anticipated June 30, 2023 Balance	\$ 2,846,709	\$ 1,260,410	\$ 5,292,711
Withdrawal Budget 2023-2024	\$ (410,000)	\$ (250,000)	\$ (4,655,063)
Anticipated Interest Income 2023-2024	\$ 4,000	\$ 2,400	\$0
Anticipated June 30, 2024 Balance	\$ 2,440,709	\$ 1,012,810	\$ 637,648






Theodora Smiley Lacey Sitework and Equipment Installation





Next Steps

- ❑ Formal Action by the Board to Approve and Adopt the Final 2023-2024 Budget (4/26/23)
- ❑ Advertisement of 2023-2024 User Friendly Budget (4/28/23)



?

